

SEPPES Brand Culture

**KEEP STRENGTH KEEP STRONG**




Distinguished factories use SEPPES products

A subsidiary of SEPPES Holding Group  
**SEPPES Door Industry (Suzhou) Co., Ltd**

Add: Jinqiao Development Zone in Suzhou City Po Road No. 5001  
Tel: 0512-66575355 Fax: 0512-66575311 E-mail: yyy@seppes.com.cn

<http://www.seppeschina.com>



The images in this catalogue are customized and for illustrative purposes only. Actual products shall prevail. We reserve the right to modify the content and technical specifications of the products without prior notice. © All rights reserved. Reproduction or reprinting without written authorization is strictly prohibited. Violators will be held liable for infringement under the law.



- Has nearly 30 product inventions and technology patents
- Passed ISO9001 quality management system certification

The car owner buys the car insurance, and SEPPES buys the door insurance.  
 Ping An Insurance of China underwrites 15 million yuan for the product(International Warranty Service)

▶ SEPPES BRAND SERVICE WORLD



Export 60 countries industrial door brand

## FORTUNE 500 ENTERPRISES



## FORTUNE 500 ENTERPRISES



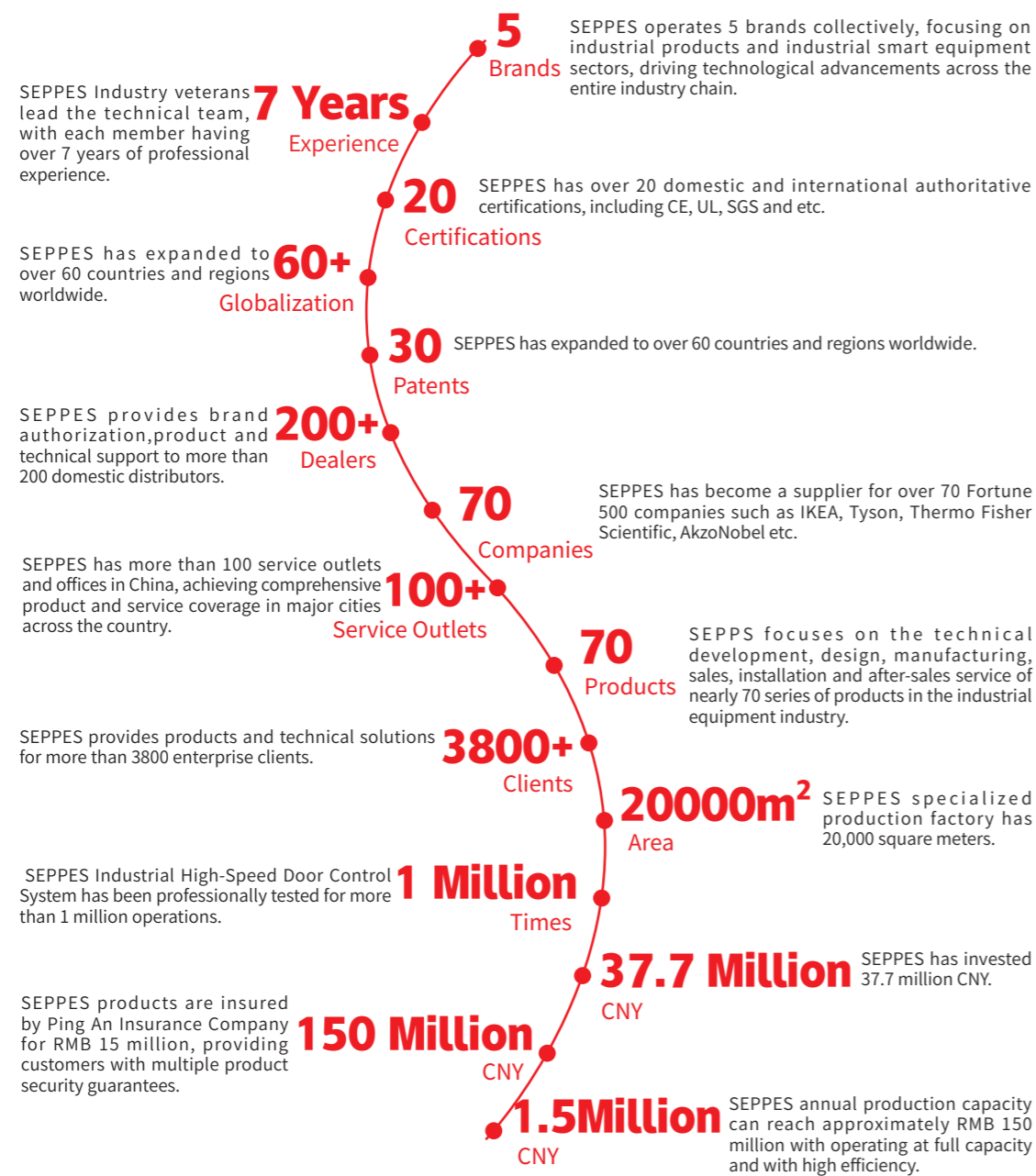
## Business partners



## Win-Win Cooperation



# Counting SEPPES Continual Growth



[www.seppes.com.cn](http://www.seppes.com.cn)  
 Integrity Enterprising Cooperation Innovation



## SEPPES BRAND SERVICE WORLD

### Make Intelligent Factories More Efficient

SEPPES Door Industry—a wholly-owned subsidiary of SEPPES Holding Group, was established in 2011. It is a brand of factory industrial doors in the logistics and warehousing equipment industry. It has developed nearly 70 products in the series, including multi-category intelligent industrial doors, cold chain and warehousing logistics loading and unloading combinations, and special explosion-proof industrial doors. The market covers the whole country and exports to more than 60 countries and regions.

With professional products and brand reputation, SEPPES has become a cooperative supplier of more than 70 Fortune 500 companies such as IKEA, Tyson, Thermo Fisher Scientific, etc.; established good cooperative relations with China Tobacco, State Grid, etc.; provided products and supporting services to Huawei, Geely, Foxconn, Yangtze River Pharmaceutical, Nongfu Spring, etc.

SEPPES has EU CE, international SGS, UL, China CMA and other certifications, passed ISO9001 quality management system, ISO14001 environmental management system and ISO45001 occupational health and safety management certification, more

than 30 national invention technology patents and more than 10 intelligent control systems. Softly, we strongly guarantee the development of new productive forces.

The SEPPES invested 37.7 million yuan, equipped with a professional factory of more than 20,000 square meters, multiple automated production lines and customized assembly equipment, with an annual efficiency of 150 million yuan. It has won many honors such as National High-tech Industry, National Science and Technology Small and Medium Enterprises, and Jiangsu Private Science and Technology Enterprises.

Our products are exported to more than 60 countries and regions including Europe, Australia, the United States, Canada, France, Japan, Dubai, Vietnam, Thailand, Russia, etc. We have more than 100 service outlets in China, and we also provide brand authorization, products and technical support to more than 50 domestic distribution agents. "One door, one code, life long service" is product lifelong responsibility system service standards, providing products and technical solutions for more than 3800 corporate customers.



# CATALOG



- 12-13 High speed door
- 14-15 Core technology of high speed door
- 16-19 Various customized schemes for high speed door
- 20-21 Safety protection high speed door
- 22-23 Triple Performance fast industrial defense door
- 24-29 High speed zipper door
- 30-31 Thermal insulation high speed door
- 32-33 Thermal insulation zipper structure high speed door
- 34-35 High speed spiral door
- 36-37 Technical characteristics of high speed spiral door
- 38-41 Wind resistant stacking high speed door



- 42-49 Industrial sectional door
- 50-53 Warehousing logistics loading and unloading assembly
- 54-57 Loading and unloading platform
- 58 Fire-proof door
- 59 Roll shutter door
- 60-61 Polymer flexible anti-collision safety protection system
- 64-65 Professional certification and honor certificate
- 66-67 Service team
- 68-73 Project cases
- 74-75 Cooperation industry customers



Founded in 2011

Brand Choose Brand  
Quality Trust Quality

One Out of Every 7 Fortune 500 Companies Chooses SEPPES

Over 1 Million Test Runs

Over 30 Inventions and Technical Patents

## Fortune 500 Enterprise Supplier

CMA CNAS National Professional Laboratory Certification

100 Service Outlets

ISO14001 Environmental Management System Certification ISO45001 Occupational Health and Safety Management Certification

One door One Code Lifelong Service SEPPES Has Expanded to More Than 60 Countries

Over 3800 Global Project Experiences

ISO9001 Quality Management System Certification

International SGS, UL, TUV Certifications

EU Certification



### National High-tech Enterprise

### High-end Factories Use SEPPES

SEPPES Mission

Make global factory entry and exit more efficient

Jiangsu Quality Credit A-level Enterprise Jiangsu Province Rest Assured Consumption to Create Advanced Units

Ping An Insurance of China underwrites 15 million yuan for the product(International Warranty Service)

The car owner buys the car insurance  
And SEPPES buys the door insurance.

Each Door Has an "Identity Card"

Security and Stability More Than 10 Years

## SEPPES BRAND SERVICE WORLD



# SEPPES®



## High speed door

High speed door is also called fast door, PVC fast shutter door, and fast partition door, it is common equipment for efficient operation industrial plants. It is suitable for frequent entry and exit and the internal cleanliness requirements of the logistics access area.

Door can open and close fast area. The opening speed of SEPPES brand high speed door can reach 1.0-2.0 m/s, which is nearly 10 times faster than ordinary steel rolling door.

It is with fast switching, thermal insulation, dust-proof, insect-proof and sound-proof protection and various functions, and is first choice industrial doors about reducing energy consumption, keeping dust-free, clean, constant temperature and humidity and ensuring good commodities' production environment of Enterprise workshop interior.

Functions :

- 1.It can help enterprises save energy , reduce emissions and reduce operating expenses from speeding partition and keeping clean door' s functions.
- 2.It has intelligent protection function to ensure safety. it also meets the Safety Supervision' s protection Requirement for factory' s Safety production management.
- 3.It Improves the image of the hardware equipment in the factory workshop and helps the enterprise to develop the business work.



Export 60 countries industrial door brand

### Core technology of high speed door

This high speed door is the 7th generation upgraded product of SEPPES, adopting German brand integrated intelligent control system of high-precision servo unit, combined with safety protection patent technology, which is safe, stable, fast and efficient professional performance. Innovative visual human-machine interface design and human-machine communication actual display operating status and fault code. At the same time, the concept of industrial aesthetics is introduced into the design of door's structural processes, and it combined with automated laser fine cutting and precision components to create high performance industrial door products. ① The surface of the galvanized steel frame can be customized with white, gray, blue, black and other colors by spray molding; ② SU304 stainless steel frame can be customized; ③ aluminum alloy profile assembly frame can be customized. Those can meet the needs of corporate customers for a personalized colors and environments.



Innovative human-machine interface design; and interface convenient use and maintenance.



Use imported brand High-strength base PVC fabric curtain with surface self-cleaning function. (Patented technology)



Hundreds of times of daily switching on and off; 1.0-1.2m/s opening speed.



The door frame is equipped with innovative double-row card seat type sealing brushes, which form a four-sided airtight structure with the U-shaped bottom edge and the integrated door head sealing box, and the quick partition effect is better.

## 8 Innovative Processes



Equipped with German brand control system; servo high precision drive single unit.



Using automatic laser cutting and precision component door frame. (Patented technology)



Built-in Internet smart chip, integrated intelligence, powerful function, convenient to expand and interconnect with automation equipment or remote control, and have both slow start, slow stop and automatic repair functions.



Standard infrared anti-pinch safety protection device. (Patented technology)

### Different kinds of door opening methods and extended functions

SEPPES is equipped with nearly ten kinds of door opening methods, such as equipment linkage, double door interlocking, door opening and closing delay, door opening and closing warning, Remote communication control and many other intelligent expansion functions, enterprise customers can choose those according to their needs, what's more, opening ways of SEPPES achieves automatic switch operation of doors, linkage and remote control with equipment signals to Help global country build an unmanned smart factory.



Geomagnetic induction



Pull-switch



Motion sensor



Remote control



Wireless switch



Bluetooth switch



Use Access control



Interlocking

# High speed door



Thin film technology factory

One door One ID Lifelong Service  
Make global factory entry and exit more efficient



Distinguished factories use SEPPES products

### Various customized schemes for high speed door



Blue curtain



Custom white grid curtain



304 stainless steel conveyor belt linkage



Painting equipment room



Conveyor belt linked high speed door (IKEA)

### Multi-scenario application for Ex BT4 explosion-proof high speed door



Robotics workshop high speed door



Freight elevator interlocked high speed door



Robotics welding booth anti-arc light protection door



Anti-static curtain explosion-proof high speed door

Equipment protection high speed door



Exporting CATL's German factory



Robot workshop protective high speed door (Foxconn)



Clean room fully transparent high speed door



Customized impact resistant protection door (Export to South Korea)



Robotics workshop protective high speed door



Warehouse logistics fast channel entrance high speed door (Patented technology)

Automated  
Equipment Protective  
High-Speed Door



Automated Equipment Protective High-Speed Door (Xingyu Automotive Lighting)



Safety protection high speed door

# Safety protection high speed door

Safety protection high speed door is a specialized product for industrial production environments, featuring a reinforced, thick curtain for enhanced durability, rapid and convenient opening and closing speeds, dual safety protection mechanisms, designed specifically for use in areas such as production equipment spaces, robot workshops, welding areas, and isolated zones within workshops. It is an essential equipment choice for enterprises and factories that prioritize high standards of production safety and environmental conditions.

- European Standard** Intelligent, highly sensitive, systematic safety systems and protection devices, European industrial-grade safety protection standards.
- High speed** Equipped with German FROG PUPIL special servo control system, the door opening speed can be as high as 1.5-2.0 m/s.
- Frame** Aluminum alloy profile assembled integrated frame, beautiful of the door shape design, more match with equipment.
- Safety** Optional extended safety light curtain and airbag bottom sensor (Patented technology), make more safer.
- Thicken** 2.0mm special thickened curtain, the door curtain is flat to reinforce strong tough and strong impact resistance.
- Equipment linkage** Multiple expansion ports, can be linked with equipment, remote signal transmission control.



Robot Workshop Protective Door



Robot Workshop Protective Door (Panoramic Window)





Distinguished factories use SEPPES products

## Triple Performance fast industrial defense door

The Triple Performance fast industrial defense door developed by SEPPES is an innovative product among many types of industrial door products. It has the frequent and rapid opening and closing performance of traditional flexible rapid doors, and can achieve the thermal insulation and wind resistance performance of industrial sectional doors and steel rolling doors. At the same time, it is more economical and saves more installation space than high speed spiral doors.

The Triple Performance fast industrial defense door is more wind-resistant than traditional flexible rapid doors, faster than industrial sectional doors, and more space-saving than high speed spiral doors. The hard door curtain structure is made of aluminum alloy profiles and EPDM rubber (EPDM). It is quieter when running and can adapt to frequent and rapid repeated folding. The double-layer door curtain has a single wall thickness of 1.0mm, built-in special reinforcement ribs, and a silver-white oxidation treatment on the surface, which is more weather-resistant. (Patented technology)

Triple Performance fast industrial defense door is equipped with a servo frequency conversion intelligent control system, which is faster and can be opened by radar, geomagnetic, infrared, bluetooth, remote control, access control and other methods. It can also be combined with equipment and controlled by remote communication signals. It is suitable for use in a variety of scenarios such as airport cargo transfer ports, industrial automation production line transfer ports, industrial robot workshop protection, warehouse logistics entrances and exits, and internal and external protection of workshops.



Triple Performance fast industrial defense door for logistics intelligent sorting area



Triple Performance fast industrial defense door for special workshops inside factories



Chengdu Tianfu International Airport Baggage Sorting Warehouse Rapid Performance fast industrial defense door



Triple Performance fast industrial defense door for Chinese medicine production intelligent workshop



Key warehouse Rapid Performance fast industrial defense door

Triple Performance fast industrial defense door



Triple Performance fast industrial defense door outside the workshop

One door One ID Lifelong Service  
Make global factory entry and exit more efficient

## Performance Advantages of High Speed Zipper Door

**Reset** Anti-collision accidental derailment automatic import reset function. (Patented technology)

**Airtight** Zipper locking structure, high airtight performance; full soft body, more secure.

**Fast** Servo motor can be customized to open speed up to 2.0m/s, high frequency production line can also be applied.

**Wind-resistant** The door frame track is equipped with a tensioning system of tension springs, which can routinely resist wind pressure of class 6-8.

**High-frequency** Operation up to 1 million times or more

**Safety** Standard safety photoelectric and bottom airbag (Patented technology), optional safety light curtains



Export 60 countries industrial door brand

# High Speed Zipper Door

As the production environment standards continue to improve, the heating and cooling equipment in the storage place has become a standard device for many enterprises, so how to better reduce the energy loss, the introduction of new energy-saving technology has become a business in the actual operation of the problem need to focus on. One of the most effective methods is to install energy-saving and efficient High Speed Zipper Door at the important frequently accessed entrances and exits. **(Patented technology)**

SEPPES High Speed Zipper Door, unique guide rail zipper design and integrated sealed door body, can provide efficient logistics entrance and exit under the

premise of minimizing energy loss, and maintain the original temperature conditions and cleanliness of the building's interior space. The High Speed Zipper Door curtain part is to ensure the safety of equipment and personnel, without any hard parts, and has excellent wind resistance.


At the same time, it has a self-repair function **(Patented technology)**. Even if the door curtain derails from the track (for example, it is knocked off by a forklift, etc.), the self-repair system will automatically guide the door curtain back to the track in the next operation cycle. You can also choose a high-sealing High Speed Zipper Door without a reset wheel mechanism.



Section view of zipper structure



Automatic reset mechanism **(Patented technology)**



The safety soft bottom rebounds upon resistance **(Patented technology)**



Dual air curtain linkage zipper quick door



Stainless steel frame zipper quick door with dynamic screen



Customized red door curtain zipper quick door

## High Speed Zipper Door





Clean area SS304 High Speed Zipper Door (Hangzhou YOSEIDO)

High Speed Zipper door special for Clean room



Cleanroom Customized White Curtain SS304 Frame



Buffer room normally closed type High Speed Zipper door



Highly sealed Constant pressure difference High Speed Zipper door



Thermal insulation high speed door

## Thermal insulation high speed door

The thermal insulation high speed door is a function-enhanced high speed rolling shutter door product, which uses multi-layer composite door curtain with internal insulation material, track embedded closed structure and wrapped with built-in wind-resistant design. It is faster and has significantly improved thermal insulation performance than ordinary high speed door. It is suitable for ordinary cold storage areas or special environments that require thermal insulation. The thermal insulation high speed door is suitable for ordinary cold storage areas or special environments that require insulation emission reduction and environmental protection. (Patented technology)

- Insulation** Multi-layer composite thickened door curtain, filled with thermal insulation materials inside, significantly reducing heat transfer.
- Frame** SUS304 stainless steel frame and components, corrosion-resistant and easy to clean, more suitable for low-temperature cold storage environments.
- Containment** Double-row brushes or rubber belt card-type sealing effect in the track, blocking air convection and promoting thermal insulation effect.
- Safety** Standard infrared safety anti-pinch protection device, wireless airbag bottom edge is optional. (patented technology)
- Wind resistance** The door curtain has built-in aluminum alloy wind-resistant ribs, which are wind-resistant and impact-resistant, enhancing the integrated beauty of the door curtain.
- Freeze-proof** Track heating system is optional to prevent condensation and icing.
- Drive mode** Optional built-in servo tube-mounted motor with higher precision, and enlarged roller and faster door opening speed.



Pharmaceutical Factory Conveyor Belt Outlet-insulated high speed door

Cold Chain Warehouse Entrance and Exit-Insulated high speed door

Ex BT4 Explosion-proof Thermal Insulation high speed door (SS304 frame)



Export 60 countries industrial door brand

## Thermal insulation zipper structure high speed door

The thermal insulation zipper structure high speed door perfectly combines the zipper locking structure with the thermal insulation multi-layer thickened door curtain, which not only ensures the airtightness of the internal environment, but also significantly reduces heat transfer, energy loss and condensation environment. The innovative dual-axis drive technology enables the door curtain to open and close at high speed without adding traditional counterweights. The soft bottom edge is equipped with a safety anti-pinch device,

and the track has a built-in safety light curtain for all-round safety protection. The drive unit with protection grade IP65, combined with track heating technology, makes the product cold-resistant up to  $-40^{\circ}\text{C}$ . The door opening speed can be adjusted to more than 1.5 m/s, which can realize frequent opening and closing operations hundreds of times per day. It is an upgraded product to replace the traditional slow cold storage door. **(Patented technology)**

**Insulation** Imported high-quality cold-resistant thickened door curtains, with multi-layer composite internal insulation materials, and special zipper-type locking guides with high sealing performance achieve dual functions of airtightness and thermal insulation.

**High speed** The dual-axis drive and high-resolution integrated slide rail technology enable the product to achieve a high speed of 1.2 m/s, and customized adjustment can reach a high speed of more than 1.5 m/s, and frequent operation hundreds of times per day.

**Freeze-proof** Driver with protection class IP65 and track heating technology (special heating cable with high temperature resistance up to  $280^{\circ}\text{C}$ ) enable the product to work normally in low temperature environment of  $-40^{\circ}\text{C}$  and above.


**Repair** The product is equipped with an automatic derailment repair system. When the door body is derailed by external force, no manual recovery is required. The product's automatic monitoring system will automatically reset during the next operation.

**Dual Axis** Equipped with dual-axis drive rack and pinion transmission technology, it is no longer necessary to rely on the weight of the bottom edge of the door to close the door, so that the door curtain can be used without hard materials to achieve soft contact protection against accidental contact between people and goods.

**Safety** Standard bottom anti-pinch airbag **(Patented technology)**, optional built-in safety light curtain.



Zipper Structure Track



Double axis Linkage Technology




Frame Heating System



Automatic Reset Structure



Fully soft bottom edge Encounters Resistance Rebound



Multi-layer Insulation Curtain



Insulation type- Zipper high speed door



Fortune 500 Tyson Foods

SEPPES BRAND SERVICE WORLD

Make global factory entry and exit more efficient



Distinguished factories use SEPPES products

# High speed spiral door

SEPPES high speed spiral door is a new type of metal industrial door with integrates heat preservation, energy saving, sealing, high efficiency, wind resistance and environmental protection. It has a new curved turbine and tension torque balancing technology, and the opening speed is adjustable from 0.8 to 1.5 m/s. It is suitable for logistics channels that require frequent high-speed opening and closing. **(Patented technology)**

It uses a lightweight double-layer aluminum alloy door panel with a single layer thickness of 0.7mm and is filled with high-density polyurethane foam insulation material. The total thickness of the door panel is 40mm. It has the characteristics of good insulation, light weight, high strength, and impact resistance. The wind resistance is 32 m/s (level 12).

High speed spiral door is suitable for fast channels of indoor and outdoor logistics and production. It can save a lot of energy loss caused by air circulation for enterprises, and save about 87% energy compared with ordinary industrial lifting doors, metal rolling shutter doors, sliding doors and other products. Equipped with a stable, energy-saving and accurate servo intelligent drive system to ensure the precise and reliable operation of the door body, ensuring a total operation of about one million times. The power failure emergency manual release door opening mechanism, combined with the tension torque balance technology, can easily realize manual door opening and closing operations by one person.


## Five core technologies



Turbine spiral suction structure



Quiet balanced transmission structure



Multi-point safety grating



Wireless safety anti-pinch bottom edge



Power-off Manual release device

## Variety of customizable structural solutions



Standard spiral suction structure (304 stainless steel frame)



Elliptical spiral suction structure



L-shaped structure



Vertical Structure



Hoisting area Horizontal structure



NAURA Technology Group Co.,Ltd.



Insulated high speed spiral door for underground garage



EX explosion-proof high speed spiral door



High speed spiral door

New United Group



Technical characteristics of high speed spiral door

## Technical characteristics of high speed spiral door

**Insulation**

0.7mm thick double-layer aluminum door panel, internal high-density polyurethane foam filling, each cubic density > 50kg, total thickness of the door panel is 40mm, thermal insulation structure design.

**Structure**

There are many structures to choose from, including turbine suction type, elliptical suction type, vertical lifting type, 90-degree turning lifting type, etc. The integrated transmission system of pulley and track balance mechanism is light, smooth and fast to operate.

**Containment**

The four-layer sealing structure ensures the airtightness and isolation effect inside and outside the door. The airtightness is 8.68 m<sup>3</sup>/( m<sup>2</sup> xh), reaching the international level 3, and the water window is <700Pa, reaching the international standard level 6.

**High speed**

Opening speed 0.8-1.5m/s which is adjustable, closing speed 0.6m/s which is adjustable.

**Wind resistance**

High-strength door panels and transmission structure, wind resistance up to 32m/s (level 12).

**Safety**

Standard infrared safety anti-pinch protection device, the whole light curtain and wireless airbag bottom edge are optional. **(Patented technology)**

**Drive**

Adopting a dedicated servo system, the core of which is a DSP processing chip. The system precisely controls the opening and closing of the door by receiving the encoder signal of the servo motor.





Shanxi Goodwill Valve Fittings Co., Ltd. (industrial sectional door plus stacking high speed door double door combination)

Wind resistant  
stacking high  
speed door



PGI non-woven fabric

One door One ID Lifelong Service

Make global factory entry and exit more efficient 38/39



Distinguished factories use SEPPES products

## Wind resistant stacking high speed door

Wind resistant stacking high speed door adopts folding lifting method and multiple built-in or external lateral wind-resistant levers, so that the wind pressure can be evenly distributed in the door curtain as a whole. It can resist about 10 levels of strong winds and its wind-resistant performance is much higher than that of the conventional drum type. High speed stacking door is especially suitable for the logistics channel and the environment of the large-area opening. At the same time, it can choose to open the door with geomagnetic automatic induction. When the metal objects such as logistics vehicles pass by, the door will automatically open to meet the needs of frequent opening and closing. SEPPES developed an aluminum alloy profile external windproof rod structure based on the traditional built-in windproof rod stacking high speed door. The reinforced profile snap-in design. The curtain can be decomposed. The maintenance of the later can only replace a piece of curtain, making the maintenance process more convenient and economical. The aluminum alloy wind resistance rod makes the whole stacking high speed door more three-dimensional and improves the product grade. **(Patented technology)**



Zhangjiagang Shagang Group



Geomagnetic induction buffer room stacking high speed door



Customizing super large wind resistant stacking high speed door



Customized orange door curtain

Wind resistant stacking high speed door



Wind turbine blade coating workshop large stacking high speed door



Kanghui Medical(brick hybrid structure)



TECLIC FLOOR(steel structure)



Export 60 countries industrial door brand

# Industrial sectional door

Industrial sectional doors are suitable for doors of various buildings both inside and outside. A complete operating system is formed through torsion spring tension balance, pulley sliding rail sliding, frequency conversion intelligent control system electric control. More than 6 types of lifting operations can be customized according to the installation environment. The industrial sectional door has a 40mm thick high-density polyurethane foam door panel that is both thermal insulation and impact resistance. The product is characterized by beautiful appearance, robustness and durability, stable switching, low noise, sealed insulation, safety and reliability, and saving space in the plant. It is widely used for its greater practicality and high-end appearance.

## 6 perfect systems



Door Panel System

40/43/50/60/75/80/43+60/51+120 (Wind resistance bar) Multi-series door panel, filled with polyurethane foam (45KG/m<sup>3</sup>), impact resistance  $\geq 45\text{kg/m}$ , anti-pinch, strong and durable, thermal insulation and sound insulation, strong industrial aesthetics. (Patented technology)

The top and two sides of the guide rail are equipped with EPDM sealing tape and  $\pi$  type bottom seal, which is fully sealed after closing the door. The door panel interface is equipped with a sealed rubber to isolate heat and cold transfer and reduce energy loss.



Sealing System



Balance System

The torsion spring is made of high quality spring steel, and the surface is treated with anti-corrosion and anti-rust treatment to achieve 30,000 cycles up to 50,000/100,000 cycles. The sliding rails and hinges of the pulleys are important components of the balancing system, enabling light and smooth operation.

German brand control system, frequency conversion intelligent control switch door slow start and slow stop, more stable and durable. Multiple expansion ports are reserved to meet various customized needs such as interlocking linkage, automatic opening and remote control communication.



Control System



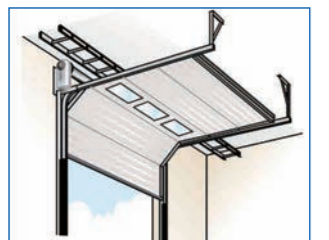
Fall Prevention System

Optional torsion spring anti-break protection device, when the torsion spring breaks unexpectedly, quickly respond to the lock and force the falling door body to stop within 20 cm; the door body anti-fall protection device prevents the cable from breaking accidentally and the door body falls; bottom safety device that bounces back when it encounters an obstruction. (Patented technology)

Rich enhancement system, optional window, small door, innovative door without threshold, lifting methods, wind resistance component, remote door opening, remote control, door panel custom color, infrared security protection, and multiple induction door opening devices. (Patented technology)



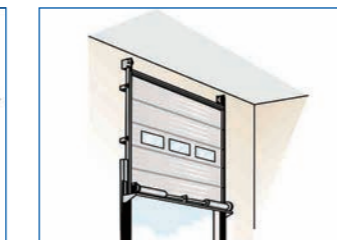
Security System



Standard lifting method



Improve lifting method



Vertical lifting method



Low lifting method

# Industrial sectional door



Equipped with emergency door-in-door(Comply with fire protection and safety access standards)

SEPPES BRAND SERVICE WORLD


Make global factory entry and exit more efficient 44/45



Distinguished factories use SEPPES products


### Insulation professional test

Test environment: outdoor -20°C , indoor +18°C Test method: thermal imaging; intuitive visual inspection



#### SEPPES sectional door

**Thermal imaging test conclusion:** there is almost no heat loss;  
**Visual conclusion:** no frost appears on the door panel, and the thermal insulation performance will not decrease with the increase of the door panel area.



#### Non-professional manufacturer sectional door

**Thermal imaging test conclusion:**the area of heat loss is about 50%;  
**Visual inspection conclusion:** Serious frost appears on the door panel. The larger the size of the door, the more severe the frost.

### Reinforced components: more durable and safer

#### SEPPES sectional door




The door-in-door is equipped with an interlocking device between the small door and the large door. When the small door is not completely closed, the large door can not be opened to ensure the safety of use. (Patented technology)



The pre-embedded reinforced device is specially added for the hinge. After the screws are tightened, three fixing points are formed inside the door panel to ensure the connection strength between the hinge and the door panel.

#### Non-professional



There is no embedded reinforcement, the hinge has only one fixed point, and the screw is easy to loosen, which affects the strength of the connection between the hinge and the door panel.



Platforms, door shelters, sectional door logistics loading and unloading combinations

# Industrial sectional door



Mirror panel industrial sectional door (enhancing architectural beauty)

One door One ID Lifelong Service  
Make global factory entry and exit more efficient 46/47



industrial sectional doors multiple customized solutions



Customized blue door panel and loading and unloading platform linkage (Patented technology)

Customized gray door panel with a door in door (Patented technology)



Customized sealed yellow door panel without lighting window



Customized red door panel with viewing windows



## Warehousing logistics loading and unloading assembly

Cargo loading and unloading is an important component of the warehousing and logistics field. A set of professional loading and unloading area planning can effectively improve traffic efficiency and reduce operating costs. The industrial door, door shelter, and dock leveler form a complete combination of loading and unloading. When the industrial door is not in operation, it is closed and kept indoors and outdoors closed; When entering the working state, the industrial door opens, and the loading and unloading dock leveler cooperates with the door shelter to create a closed loading and smelling environment between the carriage and the interior, preventing external debris, airflow, rainwater, etc. from entering, ensuring convenient, clean, and safe loading and unloading work.



Mechanical door shelter



Sponge door shelter (manual release device technology patent)



Inflatable door shelter (Patented technology)

The mechanical door shelter curtain board is made of double-layer polyester fiber elastic strength fabric, with a PVC coating on the surface. The side wings are equipped with reflective yellow guide strips on both sides, and the frame is hinged to resist compression. The top frame is inclined for easy drainage. The door cover is composed of a front frame, a rear frame, and connecting arms. The overall frame is treated with corrosion-resistant galvanizing, and the surface is fixed and decorated with anodized aluminum alloy profiles, which are beautiful and elegant.

Features: forming a closed loading and unloading environment; More suitable for a wider range of vehicle models; The requirement for wall bearing strength is relatively low.

The sponge-style door shelter curtain fabric is made of polyester fiber elastic strength fabric, with a PVC coating on the surface and filled with high elastic performance sponge with a maximum compression ratio of up to 75% inside. The fabric is fixed with screws and metal buckle eyes to ensure uniform air leakage when under pressure. The pleats are distributed on both sides and above, making it wear-resistant and anti extrusion.

Features: Tighter sealing protection, the optimal choice for unified truck size, the top door curtain is equipped with a fixed sponge structure as standard, and can also be equipped with vertical and adjustable curtains; The wall needs to have load-bearing and pressure bearing capacity.

The Inflatable door shelter is made of high-quality chloroprene fiber rubber high wear-resistant material, which can meet the service life of no less than 30000 times. After inflation, the airbags on both sides and top securely wrap around the rear of the carriage. The airbags on both sides adopt an L-shaped structure, ensuring a tight seal between the bottom of the airbags and the wall. The width adjustment range reaches 1600mm, The length adjustment range of the top airbag is 1200-1500mm, suitable for various truck chassis heights. Adopting a high wind capacity fan, installed outdoors, it can work stably even in adverse weather conditions (-30 °C ~60 °C ).


Features: Suitable for various specifications of vehicle models, with the best sealing effect, minimizing energy loss during loading and unloading, especially suitable for storage logistics and cold storage with high sealing requirements.

The loading and unloading shed is constructed using polyurethane panels with thicknesses of 42mm, 50mm, and 75mm, which is a more economical solution for logistics access. Especially for the construction space of inch land and inch gold cold storage, transferring the unloading position outside the building can maximize the storage area and achieve a dual effect of efficient sealing and loading and unloading sealing. It includes loading and unloading rooms, loading and unloading dock leveler, door shelter, etc.

Features: saving indoor space; Avoid secondary renovation construction and make integrated assembly more convenient.



Mechanical door seal



Sponge type door seal



Inflatable door seal



Loading and unloading shed


Electric hydraulic loading dock leveler



Standard loading and dock leveler




Telescopic loading and dock leveler



stage side dock leveler



Vertical dock leveler



Scissor type loading and dock leveler



Mobile boarding bridge



The loading and unloading dock leveler can effectively adjust the height of the bottom plate and dock leveler of different transportation vehicles by working together with the control system, electric hydraulic power unit, adjustment plate, and tongue plate, forming a transitional dock leveler between the vehicle and dock leveler, and improving loading and unloading efficiency. The dynamic rated load is 6.3T, and the static rated load is 13.67. Both sides of the body guards are automatically retractable to ensure safety. Equipped with reliable hydraulic control speed safety rain doors and anti fall door safety protection devices. 400mm innovative double 5 "bridge reinforced tongue plate design process, smoother transition, effectively avoiding impact damage from forklifts, platforms, and loading and unloading dock leveler. In special environments, an extended loading and unloading dock leveler can be customized, with a dynamic load of 6000KG, a static load of 8000KG, and an extended load of 1000mm. (Patented technology)



The truck restraint uses a vertical restraint fishing device to pull the anti-collision tail rod (RIG) of the truck, fixing the semi-trailer to the loading and unloading dock leveler to prevent safety accidents caused by the separation of the truck from the outside. It can withstand tensile forces exceeding 32000 pounds and 14500 kilograms. During loading and unloading, the mechanical magazine can constantly contact the anti-collision tail rod and float automatically to ensure effective limit movement during loading and unloading operations. The restraint limit device with a height of 4.25 inches is equipped with a reverse tilting design, providing the highest and widest coverage for the anti-collision tail rod. (Patented technology)

The mobile boarding bridge works together through a control system, electric hydraulic power unit, adjustment plate, and tongue plate, which can effectively adjust the height of the bottom plate and dock leveler of different transportation vehicles, forming a temporary crossing plate between the vehicle and platform, and improving technical efficiency. The dynamic fixed load is 63T, and the static fixed load is 13.67. Both sides of the body guard board automatically retracts to ensure safety. Equipped with reliable hydraulic control speed safety door and anti fall door safety protection device. The 400mm innovative double 5 arch bridge reinforced tongue plate design process makes it smoother and effectively avoids impact damage from forklifts, dock leveler, and loading and unloading dock leveler. Special environments allow for customized telescopic loading and unloading dock leveler, with a dynamic load of 6000KG, a static load of 8000KG, and a telescopic length of 1000mm.



Truck restraint



High end truck restraint



Three piece set of loading and unloading ports (dock leveler, door shelter, industrial door)



Distinguished factories use SEPPES products

# Fire-proof door Steel swing door

The steel fireproof door frame is made of 1.2mm/1.5mm high-quality galvanized steel plate, and the door leaf is made of 0.8mm/1.0mm high-quality galvanized steel plate, with high bending strength; the door leaf is filled with green and environmentally friendly fireproof materials, which has no volatiles and is harmless to the human body and the environment; the surface treatment is an electrostatic spraying process that is impact-resistant and has a long-lasting color, and can be customized with windows, stainless steel or PVC finishes, and a variety of colors are available to meet different decorative styles; high-quality stainless steel bearing hinges are selected, which are beautiful and durable.

Implement GB12955-2008 "Fire Door" standard; specifications and dimensions: maximum size of single-leaf door 1200x2400, maximum size of double-leaf door 2400x2400; fire protection performance: Class A 1.5h, Class B 1h, Class C 0.5h; thermal insulation performance: Class 7; sound insulation performance: 35 decibels.

Application: Fire escape passages, pipe wells, equipment rooms, etc.



Steel Fire Door  
(Patented Technology)



Steel swing door of the purification workshop



Inorganic cloth fire doors in clean areas

# roll shutter door

Aluminum alloy European roller shutter door is an upgraded product of ordinary metal roller shutter door, which has the characteristics of low noise, no rust, and beautiful and upscale. The double-layer curtain structure is hollow and insulated polyurethane foam, and the hollow curtain is available in 50, 77, 100 and other specifications, and the thickness of the single curtain is 0.6-1.2mm, which can be strengthened to resist 10 winds. The outer surface of the door body is specially weather-resistant, and the conventional color is white-gray; The special aluminum alloy profile used, the internal double-row sealed sound-absorbing wool strip, and the bottom is a rubber sealing belt, which has good sealing performance. The drive system is a professional brand motor, with a power of 600KG-2.5T, and the remote control can be used with a button switch. The door opening speed is about 0.15-0.6 m/s (fast door opening needs to be customized). It has a power failure emergency manual function.

(Patented Technology)



Explosion-proof roller shutter doors



Steel wind-resistant roller shutter door



Insulated roller shutter doors



Shuttle inorganic cloth fire shutter door



Aluminum alloy European roller shutter door



Strategic Partner of Fortune 500

# Polymer flexible anti-collision safety protection system

In industrial or commercial environments where vehicles and pedestrians coexist, on-site workers and facilities are more susceptible to vehicle collision injuries and damage. These safety accidents often change the living conditions of enterprise employees, and lead to large expenses and loss of profits.

After the traditional steel guardrail is hit by an external force, both the impacting party and the impacted party are easily damaged, and cause ground damage and vehicle damage to generate maintenance costs, and can not really protect the safety of personnel and facilities in the rear.

The special polymer flexible material technology developed by SEPPES technical team provides enterprise users with revolutionary high-elasticity safety anti-collision barrier products and safety technology solutions, and has passed the international TUV standardized safety anti-collision barrier test, which not only ensures the quality control and impact resistance of the safety anti-collision barrier, but also minimizes the damage to the vehicle. The products can be widely used in manufacturing workshops, logistics and warehousing, aviation airports, shopping malls, supermarkets and parking lots, etc., to escort the safety of users.

### Product Features:

1. Polymer flexible materials, energy-absorbing shells, alleviate and eliminate the impact of vehicles;
2. Internal reinforcement of structural reinforcement, secondary buffering elastic technology;
3. The base has a built-in industrial rubber buffer, and it is fixed with special reinforced bolts;
4. The maximum impact force of 6KM/H speed of 4-ton forklift.




Flexible safety guardrails

Polymer material energy-absorbing shell with built-in secondary elastic buffer



Polymer flexible crash column

Energy-absorbing shell with built-in buffer to alleviate and eliminate external impacts



Protective barrels for building columns

Hollow and highly elastic, multi-type optional, ring velcro fixation



Three-dimensional security protection system for supermarkets



Product profile specifications (for reference only, subject to actual product)

Item	1	2	3	4	5	6
Model	Sliding Gate	Retractable Gate	Folding Gate	Parking Barrier Gate	Parking Control System	Automatic Vehicle License Plate Recognition System
Material	High quality aluminum alloy	High quality aluminum alloy	High quality aluminum alloy	High quality aluminum alloy	High quality aluminum alloy	High quality aluminum alloy
Color	Black	Black	Black	Black	Black	Black
Motor	1.5KW	1.5KW	1.5KW	1.5KW	1.5KW	1.5KW
Speed	0.1m/s	0.1m/s	0.1m/s	0.1m/s	0.1m/s	0.1m/s
Power	1.5KW	1.5KW	1.5KW	1.5KW	1.5KW	1.5KW
Weight	1.5T	1.5T	1.5T	1.5T	1.5T	1.5T
Height	2.2m	2.2m	2.2m	2.2m	2.2m	2.2m
Width	2.2m	2.2m	2.2m	2.2m	2.2m	2.2m
Length	2.2m	2.2m	2.2m	2.2m	2.2m	2.2m
Installation	Impaled Area (Spring coating)	Impaled Area (Spring coating)	Impaled Area (Spring coating)	Impaled Area (Spring coating)	Impaled Area (Spring coating)	Impaled Area (Spring coating)

Sliding Gate 2406  
JY-B834-180  
JY-W350-D250 [material:aluminum alloy]

## Sliding Gate Retractable Folding Gate Parking Barrier Gate Parking Control Automatic Vehicle License Plate Recognition System



Elantra 700  
JY-A632-175  
JY-W250-D150  
[material:stainless steel]



Rising 400  
JY-B635-180  
JY-W250-D150  
[material:aluminum alloy]



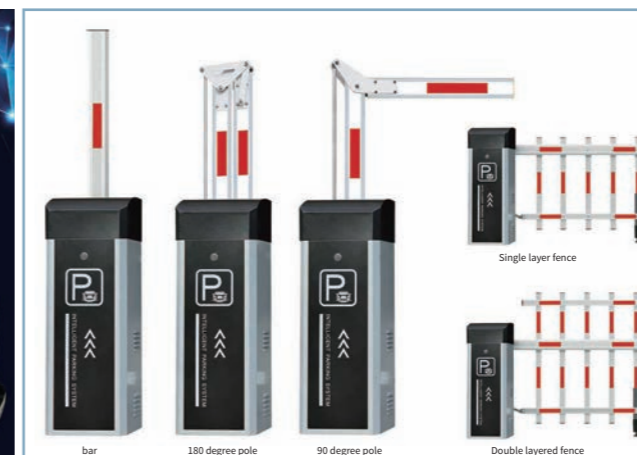
Elantra 600  
JY-A631-175  
JY-W250-D150  
[material:stainless steel]  
In the Wheel: 690mm



Rising 300  
JY-B636-180  
JY-W250-D150  
[material:aluminum alloy]



Pure copper core motor  
Smooth operation  
Strong and Powerful - Energy saving and Environmental Protection



bar 180 degree pole 90 degree pole Single layer fence Double layered fence



# Corporate Honor & Continuous Innovation



SEPPES has an experienced team of professional technical engineers, each with more than 7 years of experience, equipped with multiple engineering service fleets, 7X12 hours rapid response, and important maintenance and emergency repairs. At the same time, it has more than 100 service outlets and offices in China, achieving comprehensive coverage of major cities across the country.



### A dynamic team



### Customer visit and communication



### Management Team



### SEPPES Service Team





# Project Cases



Huawei Technologies Co., Ltd. Shanghai Research Institute



State Grid Zhejiang Electric Power Company




FAW-Volkswagen Tianjin Plant



Hunan Dongting Pharmaceutical



Suzhou Huichuan Technology Co., Ltd.



TianGe floor



Jiangsu Xinyu Alstom Traction System



Zhonglei Electronics



GOG



Zhejiang Jingsheng Film



Zhejiang Baoli Food



CRRC Corporation Limited



Ziyanbaiwei Chicken



Apra Plastics



Shanghai Pharmaceutical Group



China Railway Logistics Group Co., Ltd.



Jiangsu Jinghua New Material



Schaeffler (China) Co., Ltd.



Zhejiang Caihuang Fine Chemical



Texas Instruments Semiconductor Technology (Shanghai) Co., Ltd.



# Project Cases



Johnson Controls Hitachi Air Conditioning (Wuhu) Co., Ltd.



齐鲁制药



Yangtze River Pharmaceutical




Cowain



Thermo Fisher Scientific



Suzhou Fenglian Industrial Co., Ltd.



东方国际集装箱



Gold Hongye Paper



Unilever (China) Co., Ltd.



Xingyu Shares



Johnson & Johnson (Suzhou) Medical Devices Co., Ltd.



Zhejiang Xinzhiwei Food



Lianyungang Zhengda Tianqing Pharmaceutical



Haian Pharmaceuticals



Hangzhou Food Wastewater Treatment Base



China Tobacco




Jining Yuchai Engine



Volkswagen Guangdong Plant



COFCO Corporation



Nongfu Spring



# Project Cases



Ningxia Yinchuan International Airport



Oshi Furniture



Taizhou Fire



Inner Mongolia Chifeng Fire Department



Fosun Pharma



Shanghai Minlian Lingang Joint Development Co., Ltd.



Sino-Singapore Suzhou Industrial Park Environmental Protection Treatment Base



Prologis Logistics Park



Youth Treasure



New Hope Group



Chengdu Tianfu International Airport



IKEA



Emma Automation



Innovent Biologics



Jiangsu Xinrun Plastic Co., Ltd.



Dangsheng Technology (Changzhou)



Maotai Distillery Intelligent Stereoscopic Warehouse



Tianjin Tianyao



Genentech (China) Biotechnology Co., Ltd.



Innovent Biologics



# 3800+customers' choices

## FORTUNE 500 ENTERPRISES

GEELY AUTOMOBILE HOLDINGS LIMITED

Pohang Iron and Steel Co. Ltd

HON HAI PRECISION INDUSTRY CO., LTD.

Ruimu Wood Environmental Technology (Nantong) Co., Ltd.

Logitech Technology (Suzhou) Co., Ltd.

Procter & Gamble (China) Ltd.

Unilever (China) Co., Ltd.

Beijing Jingdong Century Trading Co., Ltd.

Thermo Fisher Scientific (SUZHOU) Instruments Co., Ltd.

Shanghai Mitsubishi Electric & Shangling Air-Conditioner and Electric Appliance Co., Ltd.

Nouryon CHEMICALS (Ningbo) Co., Ltd.

ABB (China) Limited

TONGYONG ELECTRIC GROUP (CHINA) LIMITED

Dsm (China) Limited

Dow (Shanghai) Management Co., Ltd.

Auchan ( China ) Investment Co., Ltd.

Bayer (China) Limited

Pfizer Pharmaceutical Technology Co., Ltd.

Herbalife(Jiangsu) Health Products Co., Ltd.

Boxihua Electric Appliances (Jiangsu) Co., Ltd.

Dongfeng Yueda Kia Automobile Co., Ltd.

Changan Ford Automobile Co.,Ltd

AGCO Your Agriculture Company

Fresenius Medical Care (Jiangsu) Co., Ltd.

Nippon Paint(China)Co.,Ltd.

Cargill Ventures (China) Co., Ltd.

TYSON Dalong Food (Shandong)Co., Ltd.PPG Coatings(Suzhou)Co.,Ltd.

EVERREACH LOGISTICS(SHANGHAI)CO.LTD.

ProLogis Logistic Park Development Co.,Ltd.

Faw-Volkswagen Automotive Co., Ltd. Foshan Branch

Jiangsu Shagang Group Co.,Ltd.

Boshi China Investment Co.,Ltd.

Huawei Technology Co.,Ltd.Shanghai Research Institute

BSH Electrical Appliances (Anhui) Co.,Ltd.DuPont China Holding Co.,Ltd.

China Weapon Equipment Group Co.,Ltd.

Foton Lovol heavy industries Co.,LTD

Oerlikon(China)Technology Co.,Ltd.

Dana(Yancheng)Technology co.,Ltd.

Tyco Electronics(Suzhou)Ltd.

ALPLA(CHINA)Technologies Co.,LTD

Ecolab(Taicang)Technology Co.,Ltd.

Axalta Coating Systems(Shanghai)Company Limited

Air Liquide(Hangzhou)Co.,Ltd.

Sumitomo Corporation(China)Ltd.

CRRC Corporation Limited

China RAILWAY Group Limited

Shanghai Pharmaceuticals Holding Co., Ltd.

PetroChina Company Limited

China National Cereals, Oils and Foodstuffs Corporation

State Grid Corporation of China

China Post Group Co., Ltd.

China National Building Materials Group Corporation

China National Building Materials Group Corporation

China Shipbuilding Industry Corporation

Jiangxi Hongdu Aviation INDUSTRY(GROUP) Corporation Limited

Dana (WUXI) Technology Co., Ltd.

Akzonobel International Paint (Suzhou) Co., Ltd.

Beijing New Building MATERIALS(Jiaxing)Co., Ltd.

SAIC Motor Corporation Limited

Corning Display Technology (Hefei) Co., Ltd.

SAIC GENERAL MOTORS Corp. Ltd .

Harman Automotive Electronic Systems (Suzhou) Co., Ltd.

Kweichow Moutai Co., Ltd

Johnson & Johnson Medical (Suzhou) Limited

Johnson Controls-Hitachi Air Conditioning (Wuhu) Co., Ltd.

(Changchun)PEPSI-COLA Beverage Co., Ltd.

Swire Coca-Cola Beverages (Jiangsu) Limited